

# **LOWER COSTS, FASTER-TO-MARKET WHATEVER YOUR PROCESS**

Composite Resin Systems

**Our leading composite expertise, broad product range and unique simulation capabilities can reduce development cycles by up to 50%.**





# TAKE THE LEAD IN PRODUCT DEVELOPMENT

At Huntsman Advanced Materials, we make things possible.

You may need to develop lighter, more durable materials. You might want to implement more cost-effective technologies that shorten development cycles with greater certainty and fewer trials. It could be that you need to reduce environmental impact by creating less waste or by enabling customers to use less fuel.

Whatever your requirements, if your business depends upon bringing ideas to market in a shorter time, improving product performance or operating a more cost-effective and sustainable process, we will deliver the best solution.

### BRING IDEAS TO MARKET WITH CONFIDENCE

For over 60 years, Huntsman Advanced Materials has supported many of the world's leading businesses across virtually every market and industry.

This means that with us, you get decades of know-how and expertise in composite synthesis and formulation, enabling you to develop high quality materials that deliver superior mechanical and thermal performance.

After countless successful projects for customers worldwide, we understand the value of dedicated support. Our specialist teams know exactly how to help you create outstanding results by providing technical expertise at every stage of your manufacturing process.

### PARTNERSHIP FOCUSED ON PERFORMANCE

Together, we can create new possibilities in design and application. Our extensive portfolio provides you with a unique range of high-performance systems for manufacturing composite parts or semi-finished composite products.

Using cutting-edge technologies to streamline your development route, our experts will ensure optimal adequacy and efficiency between resin systems selection and your processes. We will ensure your products have the properties you require, and you can be confident that results will be more predictable, giving you greater flexibility to drive innovation in your concept designs.

## Accelerate your ambitions

- ↑ **80%** Up to 80% conversion from idea to market
- ↓ **50%** Up to 50% reduction in time and cost of trials
- ↑ **90%** Over 90% project success rate in simulation predictions





# BUILD CERTAINTY INTO YOUR PROCESS

Ideas  
**MADE POSSIBLE**

Our goal is to bring your ideas to life. No matter how complex or challenging, our composite specialists are ready to help realize your development ambitions.

However, creating new composite solutions is not a simple process, which is why we deliver a proven approach to take the guesswork out of trials and ensure a faster, more cost-effective route to market.

# 90%

**PREDICT OUTCOMES WITH 90% SUCCESS**

Right from the outset, it is important to be certain that the material or part can be produced from a technical

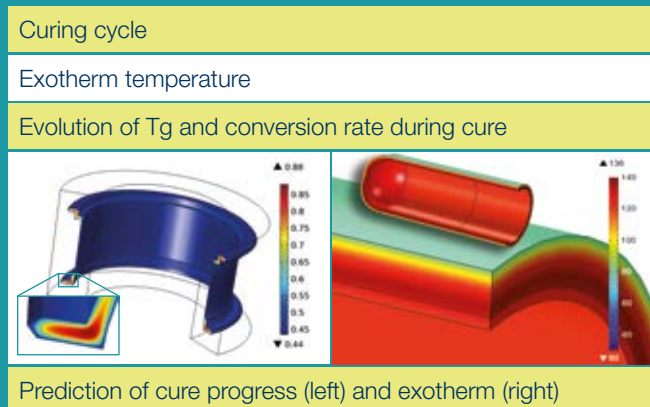
## Minimize trial and error with our unique simulation capabilities

### TAILOR RESIN AND PROCESS TO ANY PART

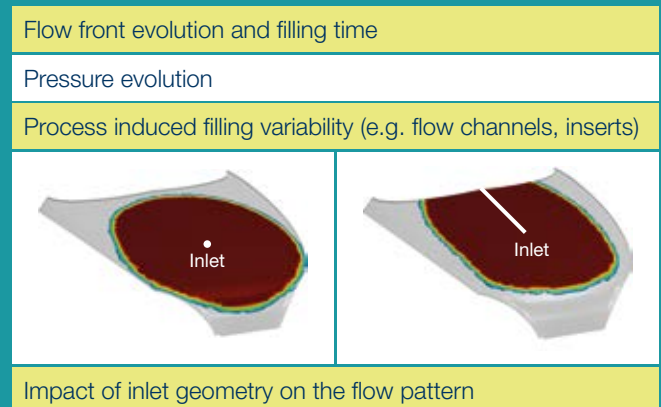
#### Generation of material models

Accurate rheokinetic data of the resin systems are used to generate material models which are projected onto CAD data. This enables the prediction of the material behavior during material processing and curing at each point on a composite part.

#### CURE SIMULATION



#### FLOW SIMULATION



### REDUCED PRODUCTION CYCLES AND DEVELOPMENT TIMES

Resin system selection | Early stage process design | Process parameter determination | Process safety | Improved flow patterns and injection concepts

and economic standpoint, and that it will deliver the right properties you require. Using our unique combination of kinetic and process simulation capabilities, resin characterization methods and mathematical modelling on cure kinetics and flow, you get greater predictability in your development process with a 90% success rate.

as preform and mold temperature, injection speed and time, cure and vacuum time, quantity of resin, maximum pressure, press profile, shrinkage, and more.

↓ **50%**

**REDUCE TRIALS BY UP TO 50%**

Our simulation technologies also mean you can significantly reduce the number of trials needed for product qualification.

This enables you to save valuable time and cost when designing and determining key product attributes, such

↑ **80%**

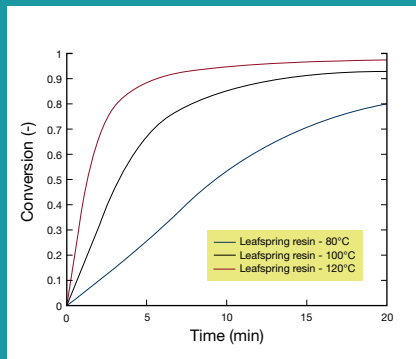
**UP TO 80% CONVERSION FROM IDEA TO MARKET**

We can also help you to significantly improve conversion from ideas to marketable products. Our dedicated technical service teams of composite experts in chemistry, processing and testing will collaborate with you to deliver the right results, while managing and taking responsibility for a successful outcome.

To date, our onsite and offsite availability ensures that more than 80% of requests are solved before the deadline.

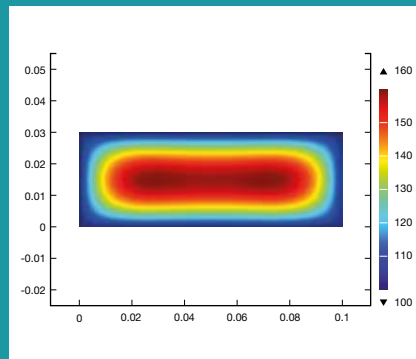
Once you have selected the right materials for your composite part, you can then focus on cost optimization and ensuring your part has the properties you require.

**PROCESS PRESELECTION GUIDELINE**



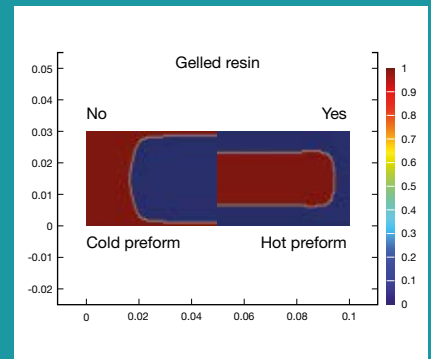
Find the right materials for the composite part you want to produce.

**PROCESS SCENARIOS FOR COST OPTIMIZATION**



Understand the drivers for cost optimization of your manufacturing process, e.g. thickness of the part, temperature variation, etc.

**PROCESS INSIGHT FOR PART OPTIMIZATION**



Optimize your part with the right preform heating strategy, e.g. to steer the gelation profile to be able to apply pressure during cure.

# QUALITY ISN'T JUST A DRIVER IT'S A PROCESS

Performance  
MADE POSSIBLE

---

*Our application engineers can give you expert advice and practical recommendations on how to optimize your chosen manufacturing process. Our core strengths in synthesis and formulation mean you will be fully supported across a broad range of areas, including those highlighted opposite.*

---

It is vital that your product development process integrates superior production efficiency with exceptional end-product performance to deliver a stronger competitive advantage.

That is why you need a partner with the global resources and experience to support all your product development requirements. With Huntsman Advanced Materials, you can be sure your composite solution will meet demanding and highly regulated specifications – and stay within budgets.


We can help you to drive quality and efficiency across your entire production process, from concept development through to supply security, with proven methods and technologies to reduce costs and maintain a more sustainable business platform.

## **YOUR PROCESS IS COVERED**

Our unique process expertise not only gives you greater confidence when developing new products with specific performance characteristics, but it also means we can support you in other key areas, such as lowering production waste and processing times, and by improving your production line stability.



## PREFORMING



## HP RESIN TRANSFER MOLDING




## PULTRUSION




## WET COMPRESSION MOLDING



## SHEET MOLDING COMPOUND



## WET FILAMENT / TOWPREG WINDING



# CHEMISTRY AND PROCESS TO INCREASE PRODUCTIVITY

## PRODUCTION EFFICIENCY WITH DFCM

Dynamic Fluid Compression Molding (DFCM) is a new process that removes the need for high-pressure injection and a bonded fiber preform, eliminating a complex and costly step in production.

Resin impregnation of the fibers through-thickness virtually eradicates fiber-wash; a common problem with high-volume Resin Transfer Molding production parts.

DFCM also reduces void content of laminates in comparison to conventional Wet-Compression Molding. It allows typical porosity content of less than 1%, making it comparable to high-pressure RTM or autoclave prepregs.

Fiber wet-out is so effective that fiber volume contents of up to 65% can be easily achieved with no special processing conditions.

## AUTOCLAVE QUALITY IN ONE MINUTE

Combining a novel process and fast-cure ARALDITE® epoxy solutions, highly structural parts with outstanding properties and quality can be produced in one minute.

This process is simple, fast and cost effective, requiring low pressure (typically 30 bar) and often removing the need for a fiber preform.

This gives you exceptional benefits versus standard wet compression molding, such as outstanding mechanical performance thanks to fiber volume content up to 65% in a low wastage process, simple processing, even with heavy-tow industrial reinforcements, and void-free parts produced consistently straight from the mold.

# IMPACT YOUR MARKET NOT YOUR ENVIRONMENT

Tomorrow  
MADE POSSIBLE

---

Our products and services are used by many of the world's leading businesses in every manufacturing industry, but particularly for automotive, aerospace, marine, and wind energy.

Here, composites are used effectively to create materials that are lighter, stronger, more durable, with better resistance to fire, chemicals and corrosion, and much more.

Many of these properties deliver greater performance regarding fuel efficiency and safety, and are therefore one of the best ways to minimize your – and your customers' – environmental footprint.

↓ **50%** Cut manufacturing times by up to 50%

↓ **45%** Reduce weight by up to 45% compared to metallic solutions





## CASE 1:

# MAKING AIRCRAFT LIGHTER AND MORE EFFICIENT

For aerospace manufacturers, the challenge has always been to find better ways to improve fuel efficiency and to meet emissions targets. Composite materials can be extremely lightweight, compared to traditional materials. They also offer unprecedented design flexibility, vibrational dampening, and a high strength to weight ratio. As such, composites are often used for primary load-bearing structures, high-volume components, and many other secondary parts.

Huntsman Advanced Materials has experience in supporting aerospace manufacturers with bespoke composite solutions that meet demanding characteristics and stringent regulations. Our composite solutions combine minimum weight with excellent mechanical strength to perform in the most demanding applications, including manufacturing, maintenance and repair (MRO).



## CASE 2:

# DRIVING THE AUTOMOTIVE INDUSTRY

Car manufacturers are constantly looking for ways to improve safety and efficiency, and integrate alternative fuels, such as electricity or natural gas, into their designs. This means they need materials that are more durable in high-use applications and that have better space-to-weight ratios. Composites are the natural solution, especially for parts such as pressure vessels, leaf springs, body in white, wheels and battery housings. However, the challenge has always been to reduce the cost and time of development and production.

Huntsman Advanced Materials works closely with many automotive businesses to reduce development cycles and increase the success rate from idea to market. This is made possible through our team of dedicated experts, our simulation capabilities and mathematical modelling. We can also help to improve production efficiencies by reducing waste and processing times, as well as lowering your environmental impact.





#### CASE 3:

## GET A COMPETITIVE ADVANTAGE IN SPORTS

For athletic and sports equipment, there are many factors that make all the difference. Optimizing weight, strength, flexibility, and fatigue resistance can be the reason your product becomes a market leader.

Our composite solutions provide the strength and flexibility you need to meet required deformation and load tests, as well as a smooth finish and surface quality for maximum comfort. From skis and tennis rackets to archery bows and bicycles, we have been behind countless successful projects for the sports and leisure industry, worldwide.

#### CASE 4:

## PERFORMANCE MATERIALS FOR PERFORMANCE BOATS

Huntsman Advanced Materials has been supporting the marine industry for decades. With exceptional mechanical and dynamic properties, our composite solutions help designers and ship builders to manufacture a broad variety of small leisure craft, power boats and larger luxury vessels.

Our solutions for light and resistant composite materials are ideal for high-stress and corrosive environments, which makes them perfect for building lightweight yet robust high-performance boats and ocean-going vessels.



# PRODUCT LIST



At Huntsman Advanced Materials, our products support a wide array of production processes, as well as the repair and maintenance of composite parts.

The following information provides an overview of the production processes supported, and the page on which you can find the relevant products that match your requirements.

Formulated systems for direct liquid processes p **12**

Preforming epoxy binders for RTM processes p **16**

Formulated systems for prepregs: chemical B-stage and hot-melt processes p **16**

Adhesives for structural assemblies p **18**

Adhesives for fast assemblies and repair p **19**

# FORMULATED SYSTEMS FOR DIRECT LIQUID PROCESSES

Product designation	Wet lay-up	Compression molding	RTM	Infusion	Filament winding	Pultrusion	Pot life	Gel time	Mix viscosity
Conditions							RT, 100ml	80°C	25°C
Norm									
Unit							min	min	mPa.s
ARALDITE® LY 1564 / Hardener XB 3403	•••			•••	••		870 - 1050	40 - 50	150 - 230
ARALDITE® LY 3508 / Hardener XB 3403	•••		••				600 - 720	30 - 36	650 - 800
ARALDITE® LY 1568 / ARADUR® 3489	••		••	•••	••	••	850 - 950	43 - 46	200 - 300
ARALDITE® LY 1568 / ARADUR® 3492	••	••	••	•••			300 - 350	23 - 25	250 - 350
ARALDITE® LY 3505 / Hardener XB 3403	•••						600 - 720	36 - 48	300 - 400
ARALDITE® LY 1564 / ARADUR® 3486	••		••	•••	••	••	560 - 620	33 - 43	200 - 300
ARALDITE® LY 1583 / ARADUR® 3495			••	•••	••	••	610 - 660	38 - 42	250 - 300
ARALDITE® LY 3297 / ARADUR® 3298	•••	•••	•••	••			120 - 135	18 - 26	850 - 950
ARALDITE® LY 3508 / ARADUR® 3486	•••	•••	•••	••	••	••	380 - 480	9 - 14 at 100°C	720 - 860
ARALDITE® LY 3585 / ARADUR® 3486	••	••	••	••	•••	••	480 - 580	32 - 40	500 - 650
ARALDITE® LY 3031 / ARADUR® 3032 <sup>2</sup>	••	•••					-	< 15 sec at 140°C	1 700 - 1 900
ARALDITE® LY 3508 / ARADUR® 3475 <sup>2</sup>	••	•••	••• HP <sup>3</sup>			•••	25 - 35	1 - 2 at 115°C	1 100 - 1 300
ARALDITE® LY 3585 / ARADUR® 3475 <sup>2</sup>	••	•••	••• HP <sup>3</sup>			•••	25 - 35	1 - 2 at 115°C	900 - 1 100
ARALDITE® LY 1564 / ARADUR® 5003-1	••	•••	•••				42 - 52	6 - 8	200 - 260 at 40°C
ARALDITE® LY 1564 / ARADUR® 3474	••	•••	•••	••	•••	••	260 - 280	25 - 35	350 - 450
ARALDITE® LY 5052 / ARADUR® 5052	•••	••	••	••			110 - 160	14 - 17	500 - 700
ARALDITE® LY 3585 / ARADUR® 917-1 / Accelerator DY 080						•••	> 48h	15 - 20 sec at 180°C	600 - 700
ARALDITE® LY 3585 / ARADUR® 5003-1	•••	••	••				40 - 48	6 - 8	440 - 500 at 40°C
ARALDITE® LY 1564 / ARADUR® 917-1 / Accelerator 960-1 <sup>1</sup>				••	•••	•••	80 - 90h	30 - 40	450 - 700

<sup>1</sup> Adjustable reactivity with DY 080 and Accelerator 960-1 ratio

<sup>2</sup> Measured with internal release agent (1-2 phr)

<sup>3</sup> High-pressure RTM

••• Highly recommended

•• Recommended



	Applied cure schedule	Tg	Flexural strength	Ultimate flexural elongation	Fracture properties K <sub>1C</sub> G <sub>1C</sub>	Key features
		DSC, 10 K/min				
		ISO 11357-2	ISO 178		ISO 13586	
		°C	MPa	%	MPa√m J/m <sup>2</sup>	
	8h at 80°C	68 - 72	104 - 115	10.5 - 11.5	1.0 - 1.1 360 - 380	Very latent, low viscosity.
	4h at 60°C + 6h at 80°C	70 - 75	100 - 125	9.0 - 11.0	2.1 - 2.3 1 250 - 1 400	Latent, very high toughness.
	8h at 80°C	78 - 80	120 - 130	9.0 - 10.0	0.7 - 0.8 170 - 210	ARADUR® 3489 and ARADUR® 3492 can be mixed to adjust reactivity at constant resin/hardener mix ratio. ARADUR® 3489 based system provides low exothermic behavior.
	8h at 80°C	80 - 85	125 - 135	7.0 - 7.5	0.7 - 0.8 210 - 230	
	4h at 60°C + 6h at 80°C	78 - 83	110 - 130	10.5 - 13.0	0.9 - 1.1 250 - 280	Very latent system for wet lay-up.
	8h at 80°C	80 - 84	118 - 130	10.5 - 12.5	0.9 - 1.1 260 - 310	Latent, low viscosity.
	8h at 80°C	88 - 89	110 - 115	11.0 - 12.5	0.7 - 0.8 210 - 230	Improved latency and Tg build-up compared to ARALDITE® LY 1564 / ARADUR® 3486.
	8h at 80°C	92 - 98	125 - 130	7.0 - 8.0	0.8 - 1.0 215 - 245	Good mechanical properties after 23°C curing.
	5h at 100°C	95 - 102	110 - 125	10.0 - 12.5	2.2 - 2.4 1 500 - 1 700	Very high toughness.
	2h at 100°C	103 - 112	120 - 130	9 - 12	0.9 - 1.0 250 - 300	Very latent, medium Tg system.
	30 sec at 140°C	95 - 105 CFRP DMA Tg	70 - 80 in tensile	5.0 - 7.0 in tensile	0.9 - 1.1 320 - 380	Very fast cure system for compression molding mass production.
	2 min at 115°C	105 - 115 CFRP DMA Tg	65 - 75 in tensile	9.0 - 10.5 in tensile	1.4 - 1.55 850 - 950	Latent, fast cure and high toughness system for composite mass production.
	2 min at 115°C	105 - 115 CFRP DMA Tg	75 - 80 in tensile	8.0 - 10.0 in tensile	0.8 - 0.9 220 - 300	Latent, fast cure system for composite mass production.
	30 min at 80°C + 2h at 120°C	108 - 115	108 - 118	7.0 - 9.0	0.9 - 1.0 230 - 290	Very fast.
	1h at 80°C + 4h at 120°C	115 - 120	120 - 130	8.0 - 9.0	0.7 - 0.9 200 - 240	Latent, medium viscosity system with high elongation. Suitable for pressure vessel.
	8h at 80°C	114 - 122 (max 120 - 134)	116 - 122	8.5 - 13.5	0.7 - 0.9 192 - 212	Very good mechanical properties after 23°C curing. Aerospace qualified.
	1 min at 160 - 200°C	115 - 135	110 - 120	8.0 - 9.0	0.75 - 0.80 215 - 220	Designed for pultrusion with improved part quality over DY 070 and Accelerator 960-1 based systems.
	30 min at 80°C + 2h at 120°C	120 - 130	115 - 125	6.0 - 9.0	0.8 - 0.9 180 - 230	Medium Tg, very fast.
	4h at 80°C + 4h at 120°C	122 - 130	140 - 150	6.0 - 7.0	0.6 - 0.7 100 - 125	Low temperature cure anhydride curing system.

Continued

Product designation	Wet lay-up	Compression molding	RTM	Infusion	Filament winding	Pultrusion	Pot life	Gel time	Mix viscosity
<b>Conditions</b>							RT, 100ml	80°C	25°C
<b>Norm</b>									
<b>Unit</b>							min	min	mPa.s
Resin XB 6469 / ARADUR® 2954	••	•••	•••	•••	••	••	740 - 810	38 - 42	220 - 240
Resin XB 3518 / ARADUR® 22962	••	•••	•••	••			210 - 290	15 - 20	400 - 500
ARALDITE® LY 1564 / ARADUR® 22962	••	•••	•••	•••			110 - 150	20 - 30	400 - 600
ARALDITE® LY 1135-1 / ARADUR® 917-1 / Accelerator 960-1 <sup>1</sup>				••	•••	•••	56 - 62	15 - 21 at 100°C	600 - 1 000
ARALDITE® LY 1564 / ARADUR® 2954	••		•••	••	••	••	480 - 600	35 - 45	500 - 700
ARALDITE® LY 3508 / ARADUR® 22962	••		•••				90 - 150	24 - 40	1 800 - 2 100
ARALDITE® LY 556 / ARADUR® 917-1 / Accelerator DY 070 <sup>1</sup>				••	•••	•••	95 - 105h	140 - 160	600 - 900
ARALDITE® LY 3508 / ARADUR® 2954	••		•••	••			320 - 380	9 - 14 at 100°C	2 600 - 3 300
ARALDITE® LY 3585 / ARADUR® 22962	•••	••	••				110 - 125	16 - 20	1 600 - 1 800
ARALDITE® LY 1564 / Hardener XB 3473	•••	••	••	•••	•••	••	84 - 88h	410 - 430	1 000 - 1 200
ARALDITE® LY 556 / ARADUR® HY 906 / Accelerator DY 070 <sup>1</sup>				••	•••	•••	50 - 55h	200 - 280	1 900 - 2 100
ARALDITE® LY 556 / Hardener XB 3473			••	••	••	••	32 - 37h	> 600	5 200 - 6 000
Resin XB 3292 / Hardener XB 3473	••	••	•••		••		78 - 86h	360 - 420	1 600 - 2 000
ARALDITE® LY 1560 / ARADUR® 917-1 / Accelerator DY 079 <sup>1</sup>		••	•••		••	••	> 48h	4 - 6 at 120°C	200 - 300
ARALDITE® CY 179 / ARADUR® 917-1 / Accelerator DY 070 <sup>1</sup>				••	••	••	> 48h	60 - 80	100 - 200
ARALDITE® LY 8615 / Hardener XB 5173		••	•••	•••			300 - 400	24 - 28	270 - 370
ARALDITE® LY 8615 / ARADUR® 8615	••	••	••	•••	••	••	14 - 16h	34 - 38	480 - 580
Resin XB 9721 / Hardener XB 3473		••	••		••	••	80 - 95h	80 - 100 at 120°C	14 000 - 17 000
ARALDITE® FST 40002 / FST 40003		••	•••	•••		•••	> 24h	See data sheet	600 - 800
ARALDITE® FST 40004 / FST 40005		••	•••	•••		•••	> 24h	See data sheet	400 - 500

<sup>1</sup> Adjustable reactivity with DY 070, DY 079

••• Highly recommended  
•• Recommended

	Applied cure schedule	Tg	Flexural strength	Ultimate flexural elongation	Fracture properties K <sub>1C</sub> G <sub>1C</sub>	Key features
		DSC, 10 K/min				
		ISO 11357-2	ISO 178		ISO 13586	
		°C	MPa	%	MPa√m J/m <sup>2</sup>	
	90 min at 80°C + 1h at 150°C	125 - 135	100 - 110	6.5 - 7.5	0.95 - 1.0 350 - 390	Low viscosity, long pot life. Alternative to anhydride for filament winding and pultrusion when hot/wet performance is key.
	1h at 100°C + 2h at 140°C	128 - 138	120 - 135	8.5 - 10.0	0.6 - 0.8 160 - 180	Medium Tg, high elongation at break.
	15 min at 120°C + 2h at 150°C	130 - 140	124 - 132	9.0 - 11.0	0.8 - 1.0 200 - 260	Medium Tg, high elongation at break.
	4h at 80°C + 4-8h at 140°C	132 - 138	150 - 162	6.5 - 8.0	0.57 - 0.65 90 - 115	Medium Tg, very latent anhydride curing system.
	1h at 80°C + 8h at 140°C	143 - 148	120 - 124	6.5 - 7.5	0.7 - 0.8 150 - 180	Medium Tg, alternative to anhydride for filament winding and pultrusion when hot/wet performance is key.
	1h at 80°C + 2h at 150°C	144 - 154	120 - 135	8.0 - 10.0	0.9 - 1.2 340 - 380	Medium Tg, toughened.
	4h at 80°C + 8h at 140°C	148 - 153	125 - 135	6.0 - 8.5	0.5 - 0.6 85 - 95	Medium Tg, very latent anhydride curing system.
	1h at 80°C + 8h at 160°C	150 - 158	125 - 135	7.0 - 8.0	0.8 - 1.0 250 - 290	High Tg, toughened.
	15 min at 120°C + 2h at 150°C	150 - 160	130 - 140	7.5 - 9.0	0.65 - 0.75 130 - 160	Good balance between Tg and elongation at break.
	30 min at 130°C + 12h at 160°C	165 - 175	100 - 110	5.5 - 6.5	0.7 - 0.8 170 - 190	Good chemical resistance.
	2h at 120°C + 8h at 160°C	165 - 175	100 - 140	4.0 - 7.0	0.6 - 0.8 100 - 125	High Tg, very latent anhydride curing system.
	2h at 120°C + 4h at 180°C	185 - 194	110 - 120	5.5 - 6.5	0.7 - 0.9 190 - 220	High chemical resistance.
	2h at 100°C + 1h at 140°C + 1h at 180°C + 2h at 200°C	195 - 203	98 - 108	4.0 - 4.5	0.5 - 0.6 70 - 75	Very high Tg, high chemical resistance.
	20 min at 120°C + 2h at 190°C	195 - 205	70 - 80 in tensile	4.0 - 5.0 in tensile	0.8 - 0.9 230 - 280	Very good combination of mechanical performance and aesthetic. Designed for carbon look applications.
	1h at 100°C + 6h at 180°C	200 - 205	75 - 95	2.0 - 3.5	0.4 - 0.5 65 - 75	Very high Tg, very latent anhydride curing system.
	90 min at 80°C + 1h at 150°C + 1h at 180°C	200 - 207	113 - 117	4.0 - 5.0	0.5 - 0.7 130 - 165	Suitable for tooling application: free stand post-cure after 40°C pre-cure conditions.
	90 min at 80°C + 1h at 150°C + 1h at 180°C	200 - 210	82 - 86	2.5 - 4.0	0.6 - 0.8 130 - 165	Suitable for tooling application: free stand post-cure after 40°C pre-cure conditions.
	2h at 120°C + 2h at 160°C + 2h at 200°C + 4h at 220°C	232 - 238	105 - 125	3.0 - 4.5	0.6 - 0.7 95 - 100	High chemical resistance.
	1h at 100°C + 1h at 120°C + 2h at 180°C	250 - 260	90 - 110 in tensile	4.0 - 6.0 in tensile	0.85 - 0.95 250 - 300	FST (Fire, Smoke & Toxicity) unfilled inherently flame retardant. High mechanical performance. Meets FST according to FAR 25.853.
	1h at 100°C + 1h at 120°C + 2h at 180°C	260 - 270	40 - 50 in tensile	1.0 - 2.0 in tensile	0.55 - 0.65 100 - 150	FST (Fire, Smoke & Toxicity) unfilled inherently flame retardant. Meets HL1 / HL2 according to EN 45545-2 R1/R7.

# PREFORMING EPOXY BINDERS FOR RTM PROCESSES

Product designation	Softening point	Tg	Typical preforming cycle	Key features
Conditions		DSC, 10 K/min		
Norm	DIN 51920	ISO 11357-2		
Unit	°C	°C		
<b>XB 6078</b>	85	95-105	120 sec at 140°C up to 45 sec at 180°C	Reactive binder giving very high preform stability. Recommended for high thickness parts and aesthetic applications.
<b>ARALDITE® LT 3366</b>	ca. 150	75 - 85	20 +/- 10 sec at 180 +/- 20°C + cold stamping	Non-reactive epoxy binder for mass production of preforms.

## FORMULATED SYSTEMS FOR PREPREGS: CHEMICAL B-STAGE AND HOT-MELT PROCESS

PREPREG SYSTEMS FOR SOLVENT BASED PROCESS ALSO AVAILABLE ON DEMAND

Product designation	Mix viscosity	B-Staging	Shelf-life	Gel time <sup>1</sup>	Applied cure schedule
Conditions	25°C	23°C	23°C	120°C	
Norm					
Unit	mPa.s	h		min	

### Chemical B-stage process


ARALDITE® LY 1556 / ARADUR® 1571 / Accelerator 1573 / Hardener XB 3403	4 000 - 6 000	24 - 48	> 6 weeks	6 - 11	2h at 120°C
ARALDITE® LY 3508 / ARADUR® 1571 / Accelerator 1573 / Hardener XB 3403	6 650 - 7 450	24 - 48	> 4 weeks	4 - 12	4h at 120°C

### Hot-melt process

ARALDITE® LY 3514 / ARADUR® 1571 / Accelerator 1573	14 000 - 15 000 at 70°C	n.a.	> 5 weeks	17 - 21	30 min at 90°C + 2h at 120°C
Resin XB 3515 / ARADUR® 1571 / Accelerator 1573	24 000 - 28 000 at 55°C	n.a.	> 5 weeks	10 - 13	1h at 120°C + 2h at 140°C

<sup>1</sup> Adjustable reactivity with Accelerator 1573 ratio  
n.a.: not applicable





	<b>Tg</b>	<b>Flexural strength</b>	<b>Ultimate flexural elongation</b>	<b>Fracture properties K<sub>1c</sub> G<sub>1c</sub></b>
	DSC, 10 K/min			
	ISO 11357-2	ISO 178		ISO 13586
	°C	MPa	%	MPa/m J/m <sup>2</sup>

	105 - 115	125 - 140	7.0 - 10.0	0.7 - 0.9 130 - 250
	115 - 125	110 - 120	5.5 - 8.0	1.4 - 1.7 850 - 1 000

	120 - 130	135 - 150	6.0 - 9.0	0.8 - 0.9 280 - 320
	140 - 145	120 - 140	4.5 - 6.5	1.2 - 1.3 400 - 440

# ADHESIVES FOR STRUCTURAL ASSEMBLIES

Product designation	Chemistry	Pot life	Recommended cure schedule	LSS <sup>1</sup>	Tg	Gap filling	Key features
Conditions		23°C, 100g	23°C				
Unit		min		MPa	°C	mm	
ARALDITE® 2015-1	Epoxy	45 - 60	RT or at elevated temperature	17	60	10	Toughened, Lloyd's Register approved, resistant to weathering.
ARALDITE® 2031-1	Epoxy	60 - 70	RT or at elevated temperature	20	60	10	Toughened, resistant to weathering.
ARALDITE® AW 4858 / Hardener HW 4858	Epoxy	150	RT or at elevated temperature	38	60	10	High peel strength, high toughness.
ARALDITE® 2014-2	Epoxy	110	RT or at elevated temperature	18	75 - 85	5	Resistant to temperature, KIWA approved (contact with drinking water).
ARALDITE® 2019	Epoxy	100	RT or at elevated temperature	33	50 - 120	10	Resistant to high temperature after post cure, high toughness.
ARALDITE® AW 4510 / Hardener HW 4511-1	Epoxy	80 - 90	2h at 110°C or 1h at 130°C	16	120 - 135	10	Resistant to high temperature, resistant to chemicals.
ARALDITE® 2023-10	Acrylic	10 - 20	RT	16	75 - 80	30	Tough flexible bonds, 10 minutes open time, high gap filling, UV stable.
ARALDITE® 2023-30	Acrylic	35 - 50	RT	17	75 - 80	30	Tough flexible bonds, 30 minutes open time, high gap filling, UV stable.
ARALDITE® 2023-60	Acrylic	75 - 95	RT	17	75 - 80	30	Tough flexible bonds, 60 minutes open time, high gap filling, UV stable.
ARALDITE® 2029-1	Polyurethane	35 - 45	RT	24	25 - 35	5	High elongation at break, high strength.

<sup>1</sup> On epoxy composites - LSS = Lap Shear Strength

Note: All adhesives are available in different pack sizes including cartridges for easy use in the field  
RT = Room Temperature (23+/-2°C)



# ADHESIVES FOR FAST ASSEMBLIES AND REPAIR

Product designation	Chemistry	Pot life	Recommended cure schedule	LSS <sup>1</sup>	Tg	Gap filling	Key features
Conditions		23°C, 100g	23°C				
Unit		min	min	MPa	°C	mm	
ARALDITE® 2048-1	Acrylic	10	35	24	65 - 75	8	Flexible, gap filling.
ARALDITE® 2051	Acrylic	4 - 6	15	32	120 - 130	1 - 2	Application and curing between 0°C and 40°C even in wet conditions, good adhesion with minimum pretreatment.
ARALDITE® 2050	Acrylic	1 - 2	9	31	120 - 130	1 - 2	Application and curing between -20°C and 25°C even in wet conditions, good adhesion with minimum pretreatment.
ARALDITE® 2012	Epoxy	6	20	18	40 - 50	Self leveling	Short gel time, multipurpose.
ARALDITE® AW 2101 / Hardener HW 2951	Epoxy	6	60	20	40 - 45	5	Rigid, low shrinkage.

Note: All adhesives are available in different pack sizes including cartridges for easy use in the field  
<sup>1</sup> On epoxy composites - LSS = Lap Shear Strength



## Huntsman Advanced Materials

At Huntsman Advanced Materials, we make things possible. Serving many of the world's leading businesses across virtually every industry, we enable greater innovation, performance and sustainability to address global engineering challenges and contribute towards a better quality of life.

Our capabilities in high-performance adhesives and composites, delivered by more than 1600 associates, support over 2000 global customers with innovative, tailor-made solutions and more than 1500 pioneering epoxy, acrylic, phenolic and polyurethane-based polymer products.

We operate synthesis, formulating and production facilities around the world



Distributed by



For more information, please contact us at:  
[advanced\\_materials@huntsman.com](mailto:advanced_materials@huntsman.com)

### For more information

[www.huntsman.com/advanced\\_materials](http://www.huntsman.com/advanced_materials)  
[advanced\\_materials@huntsman.com](mailto:advanced_materials@huntsman.com)

### Europe, Middle East & Africa

Huntsman Advanced Materials (Switzerland) GmbH  
Klybeckstrasse 200  
P.O. Box  
4002 Basel  
Switzerland  
Tel: +41 61 299 1111  
Fax: +41 61 299 1112

### Asia Pacific & India

Huntsman Advanced Materials  
(Guangdong) Co., Ltd.  
Shanghai Branch Office  
455 Wenjing Road, Minhang District  
Shanghai 200245, P.R. China  
Tel: +86 21 3357 6588  
Fax: +86 21 3357 6547

### Americas

Huntsman Advanced Materials Americas Inc.  
10003 Woodloch Forest Drive  
The Woodlands  
Texas 77380  
USA  
Tel: +1 888 564 9318  
Fax: +1 281 719 4047

### Legal information

All trademarks mentioned are either property of or licensed to Huntsman Corporation or an affiliate thereof in one or more, but not all, countries.

Sales of the product described herein ("Product") are subject to the general terms and conditions of sale of either Huntsman Advanced Materials LLC, or its appropriate affiliate including without limitation Huntsman Advanced Materials (Europe) BVBA, Huntsman Advanced Materials Americas Inc., or Huntsman Advanced Materials (Hong Kong) Ltd. or Huntsman Advanced Materials (Guangdong) Ltd. ("Huntsman"). The following supercedes Buyer's documents. While the information and recommendations included in this publication are, to the best of Huntsman's knowledge, accurate as of the date of publication, NOTHING CONTAINED HEREIN IS TO BE CONSTRUED AS A REPRESENTATION OR WARRANTY OF ANY KIND, EXPRESS OR IMPLIED, INCLUDING BUT NOT LIMITED TO ANY WARRANTY OF MERCHANTABILITY OR FITNESS FOR A PARTICULAR PURPOSE, NON-INFRINGEMENT OF ANY INTELLECTUAL PROPERTY RIGHTS, OR WARRANTIES AS TO QUALITY OR CORRESPONDENCE WITH PRIOR DESCRIPTION OR SAMPLE, AND THE BUYER ASSUMES ALL RISK AND LIABILITY WHATSOEVER RESULTING FROM THE USE OF SUCH PRODUCT, WHETHER USED SINGLY OR IN COMBINATION WITH OTHER SUBSTANCES. No statements or recommendations made herein are to be construed as a representation about the suitability of any Product for the particular application of Buyer or user or as an inducement to infringe any patent or other intellectual property right. Data and results are based on controlled conditions and/or lab work. Buyer is responsible to determine the applicability of such information and recommendations and the suitability of any Product for its own particular purpose, and to ensure that its intended use of the Product does not infringe any intellectual property rights.

The Product may be or become hazardous. Buyer should (i) obtain Material Safety Data Sheets and Technical Data Sheets from Huntsman containing detailed information on Product hazards and toxicity, together with proper shipping, handling and storage procedures for the Product, (ii) take all steps necessary to adequately inform, warn and familiarize its employees, agents, direct and indirect customers and contractors who may handle or be exposed to the Product of all hazards pertaining to and proper procedures for safe handling, use, storage, transportation and disposal of and exposure to the Product and (iii) comply with and ensure that its employees, agents, direct and indirect customers and contractors who may handle or be exposed to the Product comply with all safety information contained in the applicable Material Safety Data Sheets, Technical Data Sheets or other instructions provided by Huntsman and all applicable laws, regulations and standards relating to the handling, use, storage, distribution and disposal of and exposure to the Product. Please note that products may differ from country to country. If you have any queries, kindly contact your local Huntsman representative.

© 2020 Huntsman Corporation. All rights reserved.  
Ref. No. AdMat Composites selector guide 02.20\_EN\_EU

